



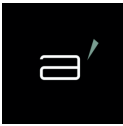
Specifications

Arlu® (Argenta®)

Pivotica Pro E 100

The Pivotica Pro E 100 is designed for ease of use, flexibility, and aesthetic appeal.



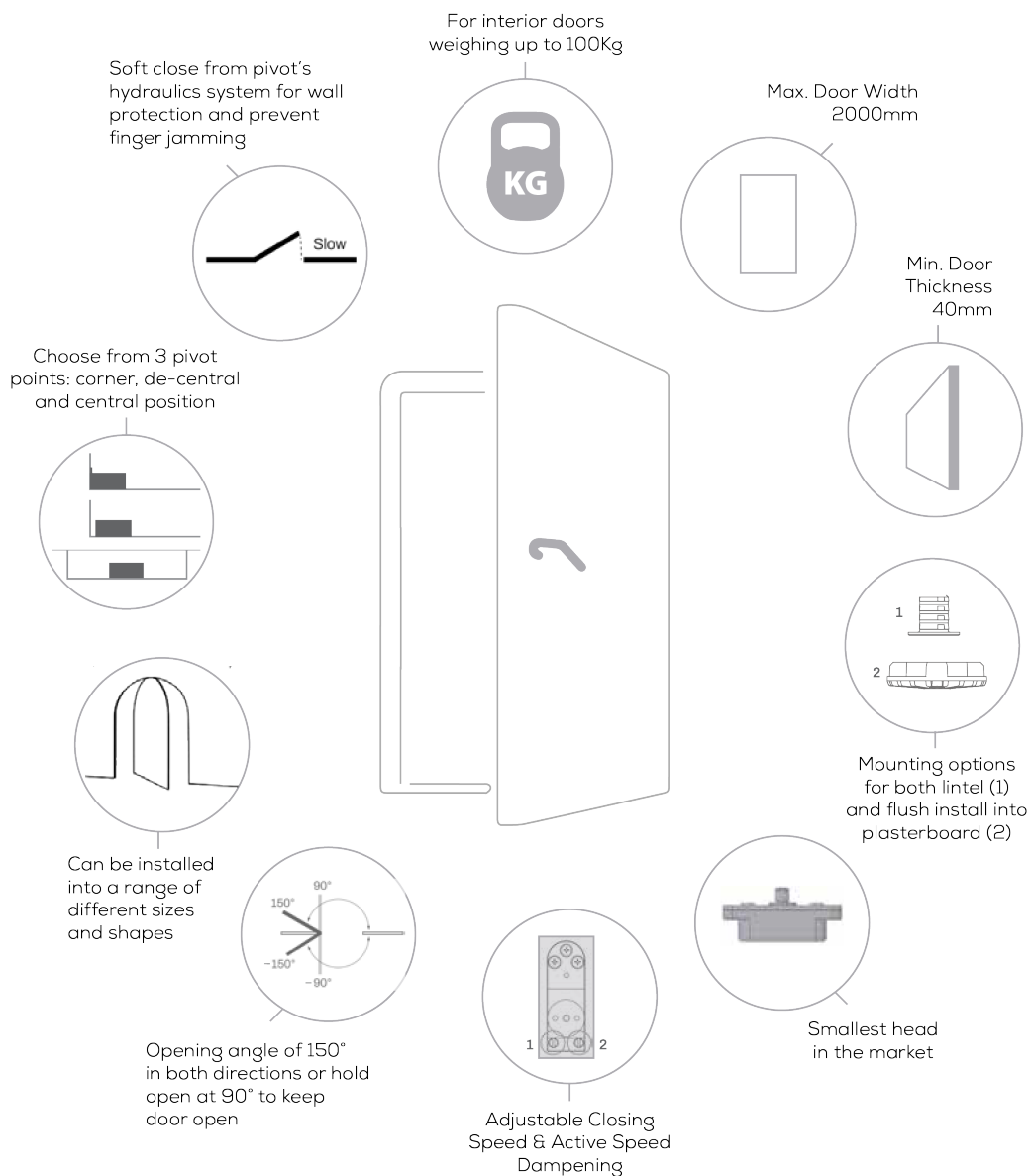


Overview

Offering seamless installation with a choice of pivot points and two installation methods, making it adaptable to any project. The hinge's adjustability ensures a perfect flush-to-wall fit, and its innovative design features, such as the magnetic axis and special mounting key, simplify the process.

With a maximum opening angle of 150° and an adjustable closing speed, this pivot hinge provides superior functionality. Its minimalist, screw-free design and matching cover plates in mat chrome, black, or white create a sleek, integrated look. Ideal for new builds and renovations, the Pivotica Pro E 100 is also compatible with underfloor heating, making it a versatile and stylish solution for any architectural need.

Transform your doors with this premium pivot hinge for a modern, seamless, and efficient installation.





Ease of use

Installation

- **Flexible pivot point:** Enjoy the freedom of choosing your pivot point for an easy installation.
- **Versatile methods:** Choose between surface-mounted or built-in installation to fit your specific needs.
- **Compact upper pivot:** The small size of the upper pivot simplifies the milling process.
- **Magnetic axis:** Ensure smoother installation of the upper spindle with our innovative magnetic axis.

Adjustability

- **Customizable fit:** Both the floor plate and upper pivot are adjustable in width and depth to guarantee a flush-to-wall door.
- **Precision adjustments:** Use the specially developed mounting key for smooth adjustments, even with minimal upper clearance.
- **Opening angle:** The Pivotica Pro E 100 offers a maximum opening angle of 150° in both directions, with adjustable closing speed and an optional mechanical hold-open position at 90° or 0°.

Aesthetics

- **Seamless integration:** Enjoy a sleek look with no visible adjustment or fastening screws, as the hinge is nearly fully integrated into the door.
- **Screw-free lintel plate:** The low flange height lintel plate eliminates the need for visible screws.

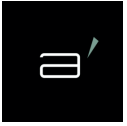
Architectural Appeal

- **Invisible closer:** Achieve a minimalist look with an invisible door closer, perfect for floor-to-ceiling doors.
- **Matching plates:** Both cover and ceiling plates are available in the same color for a uniform appearance.

Finish

- **Stylish options:** Choose from mat chrome, black, or white cover plates for the floor plate, pivot hinge, and ceiling plate.
- **Seamless finish:** Achieve a seamless look with our ceiling plate.






Application

- **Versatile use:** Ideal for both new builds and renovation projects.
- **Underfloor heating compatibility:**
Designed for easy installation with minimal floor plate depth, ensuring no contact with underfloor heating systems.

Why you should buy:

Pivotica Pro E 100 is the ultimate solution for those seeking a high-quality, versatile, and aesthetically pleasing door pivot hinge. Its ease of installation and adjustment, coupled with a sleek, minimalist design, make it perfect for any project. Whether you're working on a new build or a renovation, this product's compatibility with underfloor heating and seamless finishing options ensure it meets all your needs. Transform your space with the Pivotica Pro E 100 today!



Finishes



Matt Chrome



Black



White